



Quantum® Hardcoated Polycarbonate  
VStream® Windscreen for Suzuki®  
GSX-S1000GT/GT+



N20241 Low Dark Tint  
N20242 Mid Light Tint  
N20243 Tall Clear

**VStream®**

VStream® Windscreen Patent No. 7,387,328

Thank you for purchasing a National Cycle product. Read these instructions carefully and thoroughly before beginning work. Dealers, if installing this windshield for a customer, please give them this manual upon completion. It contains information needed to properly maintain and use this product.

Description:	VStream® Replacement Windscreen	Model:	2022-Current Suzuki® GSX-S1000GT/GT+
Part Number:	N20241/N20242/N20243	Installation Time:	15 min. Difficulty Level: Easy

**PACKAGE CONTENTS**

ITEM	PART NO.	DESCRIPTION	QTY.
A		VStream Windscreen	1

**TOOLS REQUIRED**

3.0mm Hex Wrench or Allen Key



**ATTENTION:** Special notes and cautionary measures which can prevent damage to the accessory or vehicle.



**NOTE:** Tips for facilitation of operation, control and adjustment, as well as maintenance work.




Figure 1




Figure 2

**PREPARATION**

Place motorcycle securely on its centerstand.

**OEM WINDSCREEN REMOVAL**

**Figure 1**

With a 3mm Hex Wrench or Allen Key, loosen the four screws securing the windscreen to the motorcycle.



OEM hardware will be reused.

**Figure 2**

With a 3mm Hex Wrench or Allen Key, install your new VStream Windscreen (A) to the OEM mount points using the original mounting screws.

The installation is now complete.

Double-check your work for fit and tightness before riding.

**Ride safe and enjoy your new VStream Windscreen!**



**CLEANING AND MAINTENANCE**

To clean the screen, wash with a clean soft cloth and plenty of warm water and, if necessary, a non-abrasive soap such as dishwashing liquid. Flannel or soft chamois make good cleaning cloths. Paint, glue residue or grease removal: Moisten cotton wad with naphtha or turpentine followed by a wash as above.


National Cycle **Shield Wash™** (N1401-01) makes a good daily cleaner and comes with a handy travel-size bottle. Shield Wash is safe for all windshields and helmet visors

Do not clean polycarbonate in hot sun or high temperatures. Do not clean the screen with household glass cleaners. Do not allow brake fluid, alcohol, or strong solvents to contact the screen.

**RAIN REPELLENT**

Do not use rain protective products made for glass. We recommend National Cycle's **RainZip®** (N1410-01) to keep your windshield clear in rainy weather.





**Register Your Windshield Online at [www.nationalcycle.com](http://www.nationalcycle.com)**

**National Cycle 3-Year Limited Warranty**

National Cycle hereby warrants to the original registered owner of a National Cycle polycarbonate windshield for a period of three years from the date of purchase against breakage. This limited warranty is expressly limited to the replacement of the polycarbonate windshield. This limited warranty does not include scratches, coating failure, cosmetic wear and tear, replacement of hardware, or any consequential damages or expenses including labor cost of installation, removal and/or replacement, inconvenience, inbound freight expenses or damage to any other component of the motorcycle or any other accessories. Certain chemicals, generally known as acidic hydrocarbons, are known to cause polycarbonate damage and will not be covered under this limited warranty. Please refer to the cleaning instructions supplied with all National Cycle windshields.

**Visit [www.nationalcycle.com](http://www.nationalcycle.com) for further details, or call or e-mail National Cycle.**

**⚠ WARNING**

Never ride your motorcycle with loose accessory mounting hardware. Check the hardware for tightness regularly.

Today's motorcycles are built to withstand the moderate loads imposed on them by the foreseeable addition of an accessory(ies). If an accessory(ies) adversely affects your motorcycle's stability, immediately remove the accessory(ies). Do not ride a motorcycle that exhibits unsafe handling traits.

Have experienced service personnel correct any problem before riding with the accessory(ies) installed. For further questions concerning handling problems associated with an accessory(ies), contact your dealer, motorcycle manufacturer, or accessory manufacturer.

**Sunlight reflected off the inside curvature of the windshield can, at certain times of day, cause extreme heat buildup on the motorcycles instruments and possibly even melt them. Exercise care in parking to avoid this. Park your motorcycle facing the sun or place an opaque object over this area.**